

## PRO:IDIOM HOSPITALITY TELEVISION

## PT SERIES



J55PT1440

Works With:

**DIRECTV** **Enseo** **SONIFI** **World Cinema** & more!\*

## PT SERIES

### Pro:Idiom Enabled 4K Hospitality Televisions

The PT series of Pro:Idiom enabled 4K Ultra HD televisions is the most technologically advanced RCA hospitality television available. Building on our foundation of delivering outstanding picture quality and reliability, the PT series delivers world-class technology as part of a perfected overall experience. Our PT series works with DirecTV®, Enseo®, WorldCinema® & Sonifi® and all major 3rd party-content providers to show your guests the latest in entertainment & programming. Backed by RCAs industry leading 2 Year, advanced replacement warranty. Upgrade your TVs to 4K Today!

### Accessories

#### Guest Remote




**R230D1A**

#### Master Remote



**R230D2†**

#### Anti-Theft Swivel Stand & Feet



**Lockdown Plate and Feet may vary‡**

### SIZES | MODEL



75" Bezel. Bezels vary based on model.

32"	40"	43"
50"	55"	65"
75"	85"	

Note: 32" and 40" model 1080p only

### FEATURES

 Pro:Idiom	 4K UHD	 RCA H.U.B.	 High Dynamic Range
 Channel Remapping	 Channel Settings	 IR Pass-thru	 USB Cloning Capable
 Smart IR	 Auto Power Off	 Energy Saving LED Tech.	 Volume Limiter Initial Volume
 Last Power Mode	 Lockout Controls	 V-Chip Reset	 USB File Play
 Antenna/Cable Merge	 Clock Manager	 MTI Compatible	 RS-232 RS-232
 Auto Channel Guide	 VESA Pattern	 2 Year Warranty	

\* See back for list of 3rd-Party Entertainment Compatibility. † Master remote R230D2, not included in standard TV box. Contact your RCA Sales rep to order. ‡ Anti-Theft Swivel Stand come with 32"-55" TVs; Feet come with 65"-85" TVs

Specifications and Features Subject to Change without notice.

## SPECIFICATIONS

Model	J32PT1240	J40PT1240	J43PT1440	J50PT1440	
Video					
Screen Size (Diagonal)	31.75"	39.75"	42.75"	49.85"	
Resolution	1920 x 1080 (HD)		3840 x 2160 (4K)		
Digital Rights Management	Pro:Idiom™				
Type	Direct-Lit LED				
Brightness (Typical)	250 cd/m²	280 cd/m²	200 cd/m²	230 cd/m²	
Viewing Angle	176° x 176°		178° x 178°		
Frame Rate	60 Hz				
Tuners	ATSC / QAM / Analog NTSC				
UPC	811635022189	811635022172	811635023100	811635023711	

<b>Audio</b>				
Audio Output / Speaker	10W + 10W / 2CH			
Sound Modes	6 Modes (Standard, Music, Movie, Sports, News, Manual)			
Dolby Digital Decoder™	Yes			
Volume Limiter Feature	Yes			


<b>Power</b>				
Typical (Watts)	< 65 W	< 60 W	< 63 W	< 130 W
Standby (Watts)	< 1 W			
Power Supply	AC 100V - 240V, 60 Hz			
Power Cable	5'6" Detachable Power Cable			


Dimensions						
VESA (mm)	200 x 100		200 x 200		400 x 200	
VESA™ Screw Size	M4		M6			
TV Stand	Anti-Theft Swivel					
TV ( W x H x D )	28.81" x 17.07" x 1.93"		36.60" x 21.65" x 3.25"		38.5" x 22.75" x 3.5"	
TV & Stand ( W x H x D )	28.81" x 17.07" x 7.09"		36.60" x 23.75" x 7.75"		38.5" x 24.75" x 9"	
Weight (lbs.)	10.98 lbs		14.61 lbs		16.10 lbs	
Shipping Size ( W x H x D )	32.28" x 21.65" x 5.91"		39.75" x 26" x 6.5"		41.75" x 26.25" x 6.5"	
Shipping Weight (lbs.)	18 lbs		24 lbs		27 lbs	


## ALL PT SERIES


Connectivity | All Televisions


Side Panel  
Ports (L to R)


  
HDMI 2 ARC


  
HDMI 3

  
YPbPr (Mini)


  
AV Input (Mini)


  
RF


  
Line Out


  
USB 1 & 2


Back Panel  
Ports (L to R)

  
MTI In

  
RS232

  
IR Pass Through

  
COAX

  
HDMI 1

## PT SERIES

J55PT1440	J65PT1440	J75PT1440	J85PT1440
54.5"	64.63"	74.7"	84.83"
3840 x 2160 (4K)			
Pro:Idiom™			
Direct-Lit LED			
280 cd/m <sup>2</sup>	300 cd/m <sup>2</sup>		
178° x 178°			176° x 176°
60 Hz	120 Hz		
ATSC / QAM / Analog NTSC			
811635023117	811635023230	811635023209	811635023216
10W + 10W / 2CH			
6 Modes (Standard, Music, Movie, Sports, News, Manual)			
Yes			
Yes			
< 113 W	< 230 W	< 260 W	< 300 W
< 1 W			
AC 100V - 240V, 60 Hz			
5'6" Detachable Power Cable			
400 x 200	400 x 400	600 x 400	800 x 400
M6	M8		
Anti-Theft Swivel	Feet		
49.2" x 28.2" x 3.5"	57.69" x 33.41" x 3.47"	66.35" x 38.1" x 3.5"	76.2" x 43.94" x 3.66"
49.125" x 30.5" x 9"	57.69" x 35.93" x 9.45"	66.35" x 40.9" x 9.83"	76.2" x 46.42" x 12.9"
29.5 lbs	39.7 lbs	65.4 lbs	128 lbs
55" x 32.125" x 7"	63" x 40" x 9"	74" x 46" x 9"	86" x 52" x 11.5"
39.1 lbs	57 lbs	91 lbs	174 lbs

### Certifications



This product can expose you to chemicals including lead, which is known to the state of California to cause cancer and birth defects or other reproductive harm. Wash hands after handling.

### Certifications

TUV, FCC, RoHS, Lead Free, CEC, Energy Guide

### WARNING

For more information go to [www.P65Warnings.ca.gov](http://www.P65Warnings.ca.gov)

### Works with these 3rd Party Content Providers:



Approved: Enseo®, WorldCinema®

Compatible with: DirecTV® AEP, DirecTV® COM3000, LG STB, COX®, Dish Network™, SONIFI® Level-3 MTI Compatible & more